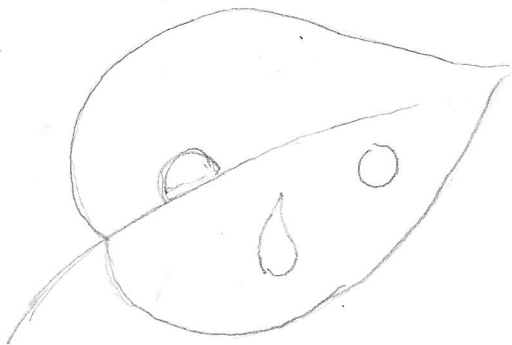



step 1 - sketch leaf
add dew drops




step 2: add veins
skipping over
dew drops



step 3:

- base with light green
- skip over dew drops
- add several layers - use light pressure



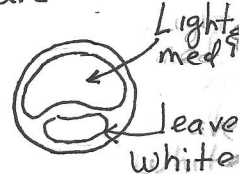

step 4: - Base medium green in shadow
areas to add dimension - Leave highlight
area light green
- add several layers of med. gr
with light touch



step 5: Shade with dark green
- shade where leaf folds into
vein and across outer edge



step 6: (in an arc)
base inside top of dew
drop with light then med
green. Leave a bottom arc white



optional
add bug bites
and tints with
sienna brown



90%
cool
grey

Crisp edges
but not outlined