



CPPG COLORED PENCIL POINTS



President's Message - Mattea Truppe

Get ready for a special sight in the sky in June.

June 11th, if you're awake, go outside, look for the full moon at 3:44 a.m., about 22 degrees above the southern horizon. The moon will appear larger than normal low on the horizon and may even be orange or reddish. Which pencils would you choose?

Stay awake, grab a cup of coffee, and get your pencils ready to attend our June 11th General Meeting at SAVANNAH Recreation Center, 1545 Buena Vista

Boulevard at 9:30. Diane Dumas will be giving us a demonstration on how to paint a rose on black paper. The supply list is in this newsletter.

Are you working on your painting for the August 3rd Judged Show? Be sure to attend the reception on August 4th. Support those who enter and bring a friend. Art display, Art Venue Tracking and Registration forms will be available at our June 11th meeting to help you get ready for the Show.

The summer solstice occurs at 10:41 p.m., June 20th this year. The June solstice marks the shortest night and longest day of the year. I wonder, what will I do with that time? What about you?

Do you know? -- Angie Fox

Do you know is all about blending



How to Blend Colored Pencils Without Losing Your Mind (or Your Eraser)

So, you've got a fistful of colored pencils and dreams of making art that looks



less like a kindergartener's fridge drawing and more like museum material. Let's talk *blending* — that magical process where your colors go from “meh” to “whoa, did you paint that?!”

1. Layer Like You're Building a Lasagna

Start light. Add more. Then add more. And just when you think you're done? Add more.

Use light pressure, or your paper will cry. Don't press like you're mad at it. We're making art, not carving runes.

Pro tip: Use little circles, not scribbles. Unless you want your art to look like it has static cling.



2. Burnishing (aka: the Art of Mashing It In)

Grab a white pencil or a blender pencil and press like your pencil owes you money. Burnishing mashes the color into the paper until it shines like it's been through therapy and found inner peace.

Caution: You only get one shot at this. Once you flatten the paper's tooth, it's smoother than your uncle's bald head.



3. Solvent Blending (For When You Want to Feel Like a Mad Scientist)

Bust out some odorless mineral spirits (or Gamsol if you're fancy). Dip a cotton swab or paintbrush, and swish it over your art like you're revealing a secret treasure map.

WARNING: Do not drink the spirits. No matter how long you've been blending.



4. Tools That Aren't Just for Makeup or Snot

- **Blending stumps:** Like Q-tips that went to art school.
- **Paper towel:** Great for gentle blending *and* emergency sneezes.
- **Tortillons:** Sound like pasta, act like magic.

Bonus: If your dog steals one, it's less dangerous than eating a Prismacolor.



5. Your Pencils Matter

Some pencils blend like a dream (hi, Prismacolor), others fight you like a toddler at bedtime (hello, hard-core pencils). Mix and match. You're the boss.



Final Thoughts: You're Doing Great

Blending takes practice. So does patience. And yes, some days it feels like your art hates you. But keep going. Remember: even masterpieces start as "what the heck am I doing?"

Now go forth and blend like the pencil wizard you are!



Education - Meg Hay

The Enrichment Academy

Colored Pencil 1 will be offered starting June 3 through July 7, in the evenings. A second session will be offered in the afternoons in mid-July. CP 2 will be offered in August-September. Peter Kushner and Meg Hay are the instructors for CP 1 and 2.

Other classes taught by CPPG members include Watercolor Fundamentals (with Ellen Miller) and Drawing 1 and 2 (with Mary Tougas and Peter Kushner).

Check The Enrichment Academy's Spring/Summer Catalog for more information.

The 2025 Fall/Winter session is expected to include CP 1, 2, 3 and a new class CP 4. Watercolor Pencil will also be offered, as well as the drawing classes and watercolor classes. This course catalog will be available in September.

Food Drive – Angie Fox

A Heartfelt Thank You — and a Call to Action

First, a huge **thank you** to everyone who has already contributed to our food drive. Your generosity is making a real difference.

But we've just heard again from the **Wildwood Food Pantry** — and the news is sobering. The shelves are getting harder to keep stocked, and the need in our community is growing faster than they can keep up.

They're doing everything they can to feed families **across Sumter County** — and yes, even their pets, which helps keep animals out of our shelters. But they can't do it alone.

We understand times are tough. But if you're able to help — **with even one item** — it truly matters. Every single donation brings relief to someone's table.

Let's come together, as we always do, and show what this group is made of.



Thank you again for caring. Let's keep it going.

Programs — Jane Stankewicz & Pat Buckert

Diane Dumas will be offering her teaching skills to us using Prismacolor pencils to paint a "rosebud" on black paper.

Please bring Prismacolor pencils:

White. Black. Peach. Pale Vermillion. Burnt Ochre.

Pink. Tuscan Red. Chartreuse. Olive Green. Dark Green.

Indigo Blue. White Verithin, if you have one.

You will also need to bring:

Work surface

Black erasure

Artist tape

Q tips

Fine point pen for tracing

Blending pencil

Mono Zero erasure

Pencil sharpener

Kneaded erasure

Dusting brush

The Guild will provide you with black paper, white graphite paper, and line drawing.

Please bring your phone or iPad to photograph her finished work to use as a reference. Full instructions for the project will be available for you to photograph and finish painting at home.

Why I Enter a Judged Show -- Kathy Guido

The CPPG judged show and any other art show is a celebration of art in the community which can inspire others to try a medium of art for themselves. More entries make the Guild look vibrant with members who are active with their art. But why do I enter? It is not to win a ribbon! For me a judged show is a motivation to create a painting which I hope will show an improvement in my art. I can get tips for a better painting through the workshops offered by the guild. It is a way to display my work rather than sticking it in the closet. The critique by the judge is invaluable as it may point out something which I never noticed. Positive comments are great and plenty are heard at the reception at the opening. Get out your pencils and start creating a masterpiece. There is a show in August and one in November.

Judge Show - Victoria Peterson

The next judged show is 2nd. Registration and rules are on our website and any questions can go to Victoria Peterson at victoriapeterson2000@yahoo.com.


We had our opening reception on Sunday, May 4th. The judge was Dustin Boise, professor of art at Beacon College in Leesburg.

The entries are on display at Lake Miona Recreational Center. The artwork is most inspiring and well worth taking the time to view!


1st place: Anna Marie Shriver -- Rusty Wheel




2nd place: Victoria Peterson -- Tassel Dance



3rd place: Kathy Enos -- Love in the Air



Honored Mention: Charlene Chapman -- Peek-A-Boo



Volunteers needed for judged shows — Jane Bowman

Judge Procurement

CPPG needs two volunteers to replace Kathy Guido and Jane Route on the Judge Procurement Committee for our judged shows. They have served on this committee for years and it's time to say thank you and give them a much deserved break. There are four judged shows a year at Lake Miona. This committee contacts a judge from our list of qualified artists, meets with that person on Saturday before the reception, writes down the critique comments, and passes them along to our participating members at the Sunday reception, or mails them. Payment is made by the club treasurer. The time commitment would be four Saturday mornings a year, along with an initial meeting to explain the process. The upside of this commitment is the opportunity to meet with experienced artists and profit from their expertise through the critiques.

You would be working with Marty Thumm, who has been on this committee for years and has the experience to guide new volunteers. If you think this is something you would be interested in and would like more information, please contact Jane Bowman, 352-750-5484 (H), 651-261-4954 (C), blj4445@hotmail.com.

Hanging Committee

The hanging committee is responsible for removing paintings from previous shows on the same day new submissions are accepted for the judged shows, at Lake Miona. The commitment would be four early Saturday mornings a year. New paintings are accepted by Victoria Peterson and her helpers from 7:30-8:30 a.m. Paintings are hung before the judge arrives at around 9:30. Patty Wooton has been on this committee and depending on how many paintings are registered for the show, probably needs two volunteers to aide her.

If you are interested in becoming more active in your colored pencil club, either of these two opportunities would be a great place to start.

Contact Jane Bowman, 352-750-5484 (H), 6511-261-4954 (C), blj4445@hotmail.com.

Membership – Angie Fox

Hello from the Membership Desk!

We're thrilled to share that our guild now has **217 members** — yay us!



As many of you know, we've hit a few speed bumps with venues the past couple of months. Here's what's coming up:

- **June meeting:** Will be held at the **Savannah Center**
- **July: No meeting** (we'll miss you!)
- **August:** We're back home at our regular room in **La Hacienda**



I know all the location changes can be a bit confusing, but fingers crossed we don't lose too many in the shuffle! Now, onto **dues for the 2026 fiscal year** — yes, we start early to give our fabulous snowbirds a chance to pay before heading north.



It's just **\$20** for the year.

Here's how you can get your membership form:

- Find it in the *Forms* tab of this newsletter
- Email me at **angiefox10@gmail.com** and I'll send it your way
- Pick one up at the meetings — I'll have them at my desk
- Or drop it off at my home:
2889 Evinston Court, The Villages, FL 32163
(There's a collection box on the porch for forms and checks)

As always, this is the **best group in The Villages** — a supportive, inspiring community where we help each other grow as artists. You won't want to miss a single minute of it!



Looking forward to seeing you all soon!

Membership Booklet – Rita Marsh

It's time to start putting together the new 2025 CPPG Membership Booklet. **ALL NEW MEMBERS:** Please have someone take a head-shot photo of you with your cell phone and

send it to cppgmemberphoto@gmail.com. Be sure to put your name in the email so we get the right photo with the right face!

All other members, if you'd like to change or add a new photo, you are welcome to send it to the same email address. By having your photo in the Membership Booklet, it will help all of us remember names and faces.

If you haven't picked up your updated booklet pages, Angie Fox will have them at the General Meetings.

Sunshine – Nancy Barbaro

Below is a list of May recipients of Sunshine cards.

Janice Durig (Sympathy) Her husband passed

Grace Le Mieux (Sympathy) Both mother-in-law and father-in-law passed

Kathy Lichman (Get Well) She had a stroke and went into rehab

Andrea Leopold (Sympathy) Mother passed

Jim Mueller (Sympathy) Wife passed

Paula Buttell (Get Well)

Toiletries - Joan O'Donnell

I want to express thanks for your generosity toward the SOZO kids and their needs.

I have included two links that can provide information and greater insight into their situations and lives.

<https://www.friendsofsozokids.com>

<https://www.sozokids.org>

Open Studios

Everglades – Mattea Truppe

Come with your current painting, with your questions, with a friend who wants to know about colored pencils, see old friends and make new ones.

Rohan - Victoria Peterson

June 18th is next Rohan open studio. 9:30 to 11:15. We will be doing critiques for anyone who wants them.

Lake Miona - Barbara Perron

Summer is here things are slowing down so if you're new to colored pencil come over to Lake Miona workshop and see what you can do with only three pencils. Bring a friend if you want to.

Lake Okahumpka - Meg Hay/Peter Kushner


We meet at Lake Okahumpka Recreation Center on the THIRD Friday of each month. We look forward to seeing CPPG members on Friday, June 20, from 1 to 3 pm, in the art room at Lake Okahumpka. This recreation center is off Meggison Road, just 2 miles south of Brownwood Square at the entrance to the Village of St. Johns. If the weather cooperates, you are welcome to sit outside on the screened in lanai, with its nice view of the lake. Be sure and bring a seat cushion as the chairs outside are not very comfortable. Your hosts at this open studio are Peter Kushner and Meg Hay.

Featured Artist – Victoria Peterson --Bob Galbraith


I started doing art after retiring and my first steps were to teach myself to draw with graphite. Once I felt I had learned enough about proportion, perspective and shading I moved on to adding color. I credit the members of our guild with the many lessons I have learned. They have been invaluable to my education.




Shells in Crystal Bowl



Vanity



Guest Room



Blue and White Pottery

Calendar - Mattea Truppe

Date	Place	Team leads
June 6 Friday 10 am	Bridgeport Rec Center Planning Meeting	All team leads & Officers
June 9 Monday 9:00 am	Laurel Manor Rec Center Open Studio	Pat Buckert & Jane Stankewicz
June 11 Wednesday 9:30 am	Savanna Rec Center Monthly Meeting	All Members
June 18 Wednesday 9:30 am	Rohan Rec Center Open Studio	Victoria Peterson
June 19 Thursday 1:00 pm	Everglades Rec Center Open Studio	Mattea Truppe
June 20 Friday 1:00 pm	Lake Okahumpka Rec Center Open Studio	Meg Hay & Peter Kushner
June 23 Monday 9:00 am	Laurel Manor Rec Center Open Studio	Pat Buckert & Jane Stankewicz
June 23 Monday 9:30 am	Laurel Manor Rec Beginners meeting	Mary Tougas
June 25 Wednesday 9:30 am	Lake Miona Rec Open Studio	Barbara Perron & Mary Tougas
June TBD (to be determined)	Program Meeting	Jane Stankewicz & Program Team

Executive Board

President	Mattea Truppe	truppemat@gmail.com	(201) 410-1376
Vice President	Alice Errett	alerrett2000@gmail.com	(512)-318-3746
Treasurer	Andrea Leopold	58andleo@gmail.com	(317) 903-8879
Secretary	Margaret (Meg) Hay	hay4@sbcglobal.net	(317) 529-6575
Past President	Mary Tougas	tougasfm@gmail.com	(507) 381-3328

Past President	Diane Dumas	ddumas100@comcast.net	(508) 851-4811
Past President	Renee Conboy	reneeconboy@gmail.com	(352) 259-3801