




# CPPG COLORED PENCIL POINTS



## President's Message – Mattea Truppe

American Artist Appreciation Month is celebrated across the U.S. throughout August. From Andy Warhol, Georgia O’Keeffe, and you! America has been home to many extraordinary artists throughout history. American Artist Appreciation Month was started with the simple aim to celebrate artists and the incredible work that they do. Art is not just something beautiful to look at, it also reflects the human condition, emotions, and ambitions. Art portrays what we are trying to convey when words fail. Celebrate the month by discovering new American artists or revisiting the artworks that you love. You can even check out local museums, galleries and recreation centers to support local artists. You are an American Artist! Celebrate!

## Beginners Group – Pat Buckert

**Calling all new members and beginners.**

After our business meeting at La Hacienda there will be a short meeting for all new members and beginners that would like to learn more about CPPG. Several of our members will meet with you and answer questions you might have about the guild. We will always be available to mentor you should you need us.

A table will be set aside after the meeting. Please feel free to join us. We can help you navigate through the guild. This will be a short 15-20-minute meeting. We look forward to meeting you!

Also, some of the members go to Ruby Tuesdays for lunch after the meeting. You are welcome to join us, just sign your name on the signup sheet as you come into the meeting. If you have any questions please see me, Pat Buckert

## Colored Pencil Cruise 2025 – Peter Kushner

Sheryl from Go Travel is in the process of getting our fliers posted to Anne Kuhlberg's site and to the Colored Pencil Magazine. She can't give us current numbers of staterooms and attendees as she is currently on a cruise with another group. We have informed Sheryl that we would like to cap attendees at 68 people, giving us 34 people in each simultaneous class.

Please note that booking a stateroom through Celebrity will not allow access to our classes. Attendees must register through Go Travel's site to gain access to the classrooms.

## 2025 Jubilee

Great news friends! Because Colony will be closed during March 2025, our Jubilee "CANDYLAND!" will be held at Rohan Recreation Center. Several members have expressed the opinion that we need to be more centrally located (further south) and since Rec Center space is at a premium, we are grateful for this one-time change.

See Paula at the August meeting to sign up for a "CANDYLAND" Committee!

## Do You Know – Mattea Truppe

An Early History of colored pencils is not too well documented. It is known that Ancient Greeks used wax-based crayons and Pliny the Elder recorded that Romans also used colored crayons based on wax. The first colored pencils appeared in the 19th century and were used for "checking and marking." Staedtler, a German company owned by Johann Sebastian, invented colored oil pastel pencils in 1834. Production of colored pencils for art purposes started in the early 20th century. The first art color pencils were invented and produced in 1924 by Faber-Castell and Caran d'Ache. Berol started making its colored pencils in 1938. Other manufacturers that made color pencils during the late 30s and early 40s were Derwent, Progresso, Lyra Rembrandt, and Blick Studio. Few manufacturers claim that they invented the first (art) watercolor pencil.

There are different types of colored pencils depending on their intended use. Artist-grade pencils have higher concentrations of high-quality pigments than student-grade-colored pencils. They also have measured and defined characteristics like "lightfastness" (the ability of a pigment to retain its original color appearance under exposure to light, i.e., resistance to UV rays in sunlight), core durability, break, and water resistance.

Student and academic grade color pencils are of lower quality than artistic ones. They are made of inferior-quality pigments, and their lightfastness is lower. However, they don't have defined characteristics like artistic grade but are, for instance, erasable and better suited for beginners.

The first method is used to blend colors. Watercolor pencils (or water-soluble pencils) can behave as watercolors if treated with damp brushes. They can also be used dry and then work as standard colored pencils.

If used by themselves, colored pencils are used in two techniques - layering and burnishing. Layering is a technique usually used at the beginning of the drawing. Its idea is to use primary colors in layers and, with that, to get different tones. Burnishing is done on layers using a colorless blender or a light-colored pencil. The result is a shiny surface of blended colors.

The history of colored pencils is not long and a bit fuzzy in places, but that does not make all the colored pencils any less fascinating as historical objects and as an art medium.

## Judge Show – Victoria Peterson

August 3rd is the hanging and August 4th is the reception from 1-3 at Lake Miona Rec. Center. Paintings should be delivered to Lake Miona Rec. Center from 7:30 to 8:30. Rules governing the show are on our website.

## Library – Lynn Locke

Now that we are in the heat of the summer, the best thing to do is stay indoors where it is cool and create some beautiful colored pencil paintings!

Our book review for August is "Colored Pencil Made Easy" by Jane Wunder. This book was donated by a wonderful colored pencil artist in our CPPG. She said that she went through this book when she was learning colored pencil techniques. She added that the book goes into detail that is easily understood.

The book includes colored photo's, what colors to use, and what pencil techniques to use such as "light pressure strokes pulling in an upward direction", "varying pencil lengths", etc. The author demonstrates excellent value variations. While horses are the author's favorite subject, she also includes additional subjects such as a fawn, moose, a barn, boots, a child, a wagon, milk jugs, an old truck, a young girl, a mountain scene and more.

For an updated list of books in our library, please go to CPPG website. Click Resource, then click Library.

For any questions or further information, please call or text Lynn Locke, our librarian, at 203-623-6370 or email Lynn at [lynnlocke54@gmail.com](mailto:lynnlocke54@gmail.com).

## Membership count – Angie Fox

Despite not having a meeting this month, we welcomed a new member to our group. Please join me in welcoming Kim Caprio to The Guild! I'm excited to see the contributions she'll bring to our community.

As the head of the membership committee, okay, only member of the membership committee, I want to remind you to renew your membership. Our fiscal year ends in September, so please ensure your renewal is submitted soon. You can download the form [here], pick one up at a workshop or at the next meeting, or email me at [angiefox10@centurylink.net](mailto:angiefox10@centurylink.net), and I'll send one to you.

Completed forms can be mailed to me at 2889 Evinston Court, The Villages, FL 32163, dropped in the box on my porch, or brought to the next monthly meeting.

See, you have options!

## Membership Booklet –Rita Marsh

**Attention All New CPPG Members Since August 2023...** it is time to add new pages to our 2023-2024 CPPG Membership Booklet. We would like to add your photo to the booklet. Have someone take your picture with a cell phone, then send it to [cpggmemberphoto@gmail.com](mailto:cpggmemberphoto@gmail.com) along with your address, phone, and email address.

**For all other members...** if you have had a change in your information since August 2023, or if there was a mistake in the original booklet, please send your new information to the same email address: [cpggmemberphoto@gmail.com](mailto:cpggmemberphoto@gmail.com).

Hopefully by September we will send everyone updated pages, which you may print out and add to your current booklet. Thanks in advance for your help in keeping this project current.

## Programs – Pat Buckert

Don't miss this meeting!

We look forward to seeing you in August when Peter Kushner will be demonstrating a beautiful Amethyst crystal piece. This has never been demonstrated before, so gather your supplies and come to the AUGUST MEETING. Bring the following supplies and work along with Peter. I saw this Amethyst crystal he is demonstrating, and it is beautiful!!

Ruler, colorless blender, sharpener, tombo or kneaded eraser.

**Pencils:** (Prismacolor premier) white #938, light peach#927, peach #939, crimson red #924, Tuscan red #937, scarlet lake #923, hot pink #993, parma violet #1008, violet # 932, lavender #934, dark brown #946, light umber #941, dark umber #947, burnt ochre #943, terra cotta #944, true blue #903, light cerulean blue #904, indigo blue #901, 10% warm grey #1050, 30% warm grey #1052, 20% cool grey #1060, 30% cool grey #1061, 50% cool grey # 1063, 70% cool grey

#1065

## Scholarships/Tuition Reimbursement Fund – Mattea Truppe

Want to take a colored pencil related class but it's not in your budget? The NKMSF is for you. This scholarship was set up in honor of Nan Klein, who was one of the original founders of CPPG. It is for members that would like to take a local, colored pencil class and need financial help with tuition and/or material costs. An application form is [click here](#). In our website you can find it under /forms /Tuition Assistance form. Once completed, the application should be sent to Mattea Truppe or Andrea Leopold. Their contact information is on the form. All applications and approvals will remain confidential.

It is funded by the magazine table womaned by Ruth Paul at our monthly La Hacienda meetings. There you can purchase used art magazines and help your fellow artists.

## Beacon College – Mary Tougas / Peter Kushner

We have some artwork hanging in the Beacon College gallery for summer students to admire. Beacon College would like us to bring even more artwork to be displayed for the incoming class to admire. Dustin Boise, from Beacon College's art department says that the artwork can be delivered on August 9.

Since we don't have any art shows except for judged shows, all of us must have a lot of art stored in our houses. Please consider emptying out your house by showing your artwork at Beacon College.

## Everglades – Mattea Truppe

On the 3rd Thursday of each month from 1:00 - 3:00 we gather at the Everglades Rec Center, 5497 Marsh Bend Trail. Our seasoned artists were welcoming, busy working on their own projects and enjoying each other's company.

Come join us on August 15th, bring a friend!

## Laurel Manor – Pat Buckert

Get ready for a morning full of creativity and fun. Join us at Laurel Manor workshop on the first and third Monday of the month from 9:00-11:30. It is the perfect opportunity to work on your next project for the judged shows. If you need help, there is always someone there to assist you. We're excited to see you there!!

## Rohan – Victoria Peterson

August 21 Rohan workshop will be held from 9:30 to 11:15. All levels welcome.

## Lake Okahumpka – Meg Hay/Peter Kushner


We meet at Lake Okahumpka Recreation Center on the third Friday of each month. We look forward to seeing CPPG members on Friday, August 16 from 1 to 3 pm, in the art room at Lake Okahumpka. This recreation center is off Meggison Road, just 2 miles south of Brownwood Square at the entrance to the Village of St. Johns. If the weather cooperates, you are welcome to sit outside on the screened in lanai, with its nice view of the lake. Be sure and bring a seat cushion as the chairs outside are not very comfortable. Your hosts at this workshop are Peter Kushner and Meg Hay.

### Featured Artist -- Lynne Pedersen

I am a self-taught artist who has spent most of my life exploring and teaching fiber art techniques. I learned colored pencil art five years ago, mostly from books. I work half the year in my studio in the Finger Lakes of New York State and the other half in The Villages, Florida, where I enjoy the camaraderie of other artists and an occasional class,



Parrots in Patadise



Duke




Llama Mama





Fred the turkey



Just Chilin



Gracie.



Katmandu Falcon

### Calendar – Mattea Truppe

Date	Place	Team leads
August 2, Friday 10:00 am	Bridgeport Rec Center Planning Meeting	All team leads & Officers
August 3, Saturday 7:30 - 8:30 a.m.	Judge Show Set up Lake Miona Rec Center	Victoria Peterson & Team
August 4, Sunday 1:00 - 3:00	Judge Show Reception Lake Miona Rec Center	All Members and Guests

August 5, Monday 9:00 am	Laurel Manor Rec Center Workshop	Pat Buckert & Jane Stankewicz
August 14, Wednesday 9:30 am	La Hacienda Rec Center Monthly Meeting	All Members
August 15, Thursday 1:00 pm	Everglades Rec Center Workshop	Mattea Truppe
August 16, Friday 1:00 pm	Lake Okahumpka Rec Center Workshop	Meg Hay & Peter Kushner
August 19, Monday 9:00 am	Laurel Manor Rec Center Workshop	Pat Buckert & Jane Stankewicz
August 21, Wednesday 9:30 am	Rohan Rec Center Workshop	Victoria Peterson
August 28, Wednesday 9:30 am	Lake Miona Rec Center Workshop & Intro to Colored Pencil Painting	Barbara Perron & Mary Tougas
August TBD (to be determined)	First Watch- Program Meeting	Pat Buckert & Program Team

## Executive Board

President	Mattea Truppe	<a href="mailto:truppemat@gmail.com">truppemat@gmail.com</a>	(201) 410-1376
Vice President	Paula Buttel	<a href="mailto:pbuttel@sbcglobal.net">pbuttel@sbcglobal.net</a>	(708) 935-8884
Treasurer	Andrea Leopold	<a href="mailto:58andleo@gmail.com">58andleo@gmail.com</a>	(317) 903-8879
Secretary	Margaret (Meg) Hay	<a href="mailto:hay4@sbcglobal.net">hay4@sbcglobal.net</a>	(317) 529-6575
Past President	Mary Tougas	<a href="mailto:tougasfm@gmail.com">tougasfm@gmail.com</a>	(507) 381-3328
Past President	Diane Dumas	<a href="mailto:ddumas100@comcast.net">ddumas100@comcast.net</a>	(508) 851-4811
Past President	Renee Conboy	<a href="mailto:reneeconboy@gmail.com">reneeconboy@gmail.com</a>	(352) 259-3801

## Services & Classes provided by Members – open to all Members

Printing – Peter Kushner

Education – Pat Buckert

The Enrichment Academy – Diane Dumas

Catalog for next semester is available at recreation centers and online.

Classes sell out quickly, so register early.

### **Fundamentals of Drawing**

*Taught by Peter Kushner and Mary Tougas*

Tuesdays: 8/27 – 9/24/24 9:00 – 11:30 at Lake Miona.

### **Introduction to Colored Pencil 1**

*Taught by Meg Hay and Peter Kushner.*

Learn the basics of Colored Pencil painting. Layer and blend with pencils as you create your own finished colored pencil artwork. Then learn to transform your finished art into personalized greeting cards. No art experience needed. Two experienced colored pencil artists to provide individual instruction, demonstration and written lessons printed to explain all class instructions. There will be an additional fee of \$15 payable at the first class to cover the cost of the instructional manual. Course supplies are

online as well as description and registration receipt. Fee is \$100 for residents.

- Tuesday 8/27 – 9/24 Eisenhower 1:30 – 4:00
- February 2025

### **Introduction to Colored Pencil 2**

*Taught by Mary Tougas and Peter Kushner*

Using the skills learned from the Level 1 Course, students will learn to use the Color Wheel, the importance of Highlights and Shadows, Burnishing, Embossing and Dusting while creating your own Colored Pencil artwork pieces. Layer and blend with pencils as you create your own finished colored pencil artwork. Two experienced colored pencil artists to provide individual attention to assist your learning. Demonstrations and written lessons explain all class instruction. Prerequisite is Colored Pencil Level 1 course. There will be an additional fee of \$15 payable at the first class to cover the cost of the instructional manual. Course supplies, description and registration receipt are online. Fee is \$100 for residents.

- January 2025 (tentative)

### **Colored Pencil 3**

*Taught by Meg Hay and Pat Buckert*

- Spring 2025 (tentative)

### **Fundamentals of Watercolor Pencils**

*Taught by Ellen Miller and Meg Hay*

- January 2025 (tentative)

## **The Village Art Center**

### **Rock, Paper, Scissors with *Janelle Johnson***

- October 21 and 23 9am-4pm
- This is your chance to learn how to realistically paint rope, metal, rust and metallic on suede board or any other paper you would like.
- Registration is open and you can go to [villageartworkshops.com](http://villageartworkshops.com) to register and get the supply list.
- \$210 payable to Wanda Boyd
- Janelle will be bringing suede board with her. \$10 additional fee payable to Janelle at workshop.

### **Furry Pets on suede board**

*Taught by Cathy Stone and Kathy Guido*

- January 9, 16, 23,30/ 2025 from 1:00 -4:00
- Register online at [villageartworkshops.com](http://villageartworkshops.com)
- \$109 payable to Wanda Boyd
- \$10 supply fee payable to instructors on first day of class

### **Parrot in watercolor pencil**

*Taught by Mark Menendez*

- March 17 & 18 2025
- Register online at [villageartworkshops.com](http://villageartworkshops.com)
- \$261 payable to Wanda Boyd