



# CPPG COLORED PENCIL POINTS



## President's Message – Mattea Truppe

Dear Fellow artists,

February is here already! Our Judged show will be February 4th, come and see the show!

How fortunate we are to have Dennis Kaminski come to this month's general meeting on the 14th at

La Hacienda Recreation Center, only in his comical way can he make paper interesting!

What do you love? I love my family, my friends, my garden, oh yeah and my husband too, all that is what most would say. I must tell you; I love being a member of this

Guild. This guild has opened many doors for me: learning different techniques, going to places I only dreamed of. But most of all I have met some of the most awesome people. So, I suggest come to a workshop, volunteer to join a team, sit with someone new and introduce yourself. There are so many facets of experience from our members that we can draw from.

Our Jubilee is only a month away! See the Jubilee article to see how you can make it successful.

## Beginners Group – Pat Buckert

**Calling all new members and beginners.**

After our business meeting there will be a short meeting for all new members and beginners that would like to learn more about CPPG. Several of our members will meet with you and answer

questions you might have about the guild. We will always be available to mentor you should you need us.

A table will be set aside after the meeting. Please feel free to join us. We can help you navigate through the guild. This will be a short 15–20-minute meeting. We look forward to meeting you!

## Do You Know – Doree Voychick

### **“Keeping a 1/2 – 3/4 -inch space around the edges of your work”**

Before you begin your painting, you need to plan your paper space. This is an important step and one that is sometimes forgotten in the excitement to begin your colored pencil artwork! Of course, you have to consider the composition of how your subject will be “laid out” within the paper space.....BUT as you are going through this composition process, you must remember to maintain the space around the edges of your paper. To prevent your composition getting too close to the edges of your paper becomes an important consideration. If your composition goes to the edges, then there is no room for a Matte and Frame to be added. Sometimes even a small ¼-inch space around the edges is not enough to add the Matte for framing.

Some people will choose a larger paper size for their composition. Then measure a “border” around the edges so that as they work, the composition will remain within the space, thus leaving the appropriate area for the Mat and Frame.

Planning before you begin the artwork is a process that all artists follow. They plan how they want their Composition to appear to the Viewer. They plan which Colors they will choose to create their art for an emotional response. They plan the Title of their art work to draw the viewer to “see” their artwork. All Artists plan — even if the work is a modern color, shape, composition.....they started with an idea and planned it out.

Remember to be aware of the space along the edges when you begin creating your artwork, especially if you intend to add a Matte and Frame! This will allow your composition to be represented fully within the paper!

## Judge Show – Cathy Stone

Most of you are aware that we revised the rules for the Judged Shows. There are questions that have come up that I would like to address. I would like people to email me with their comments and concerns so that we can take up these issues at the beginning of 2025 and possibly redo the rules again. You can email me at [Cathymstone@gmail.com](mailto:Cathymstone@gmail.com).

1. We removed the requirement that the painting was completed within the last five years. The reason for this is that there was no one who could take the time to verify this point.

2. We added that you can use photographs on “The Villages Friendly Folks” page on Facebook that were taken by Ronnie Clark. He has given us permission to use his photographs. He would like to see a photograph of the painting once it is completed.
3. We also emphasize that we cannot use photographs from free use websites. We have said that you can use photographs that have been taken by a friend so long as you have their permission.
4. We did not state that a painting could not be re-entered if it had been entered before. The feeling of the committee is that a painting could be re-entered as long as it has not won a ribbon in our club. Again, this is on the honor system because there is not a good way to check.
5. You can enter paintings that have been entered in other art venues in the villages.

Thank you for reading this article and please contact me with concerns and ideas.

### Jubilee- Paula Buttel

Hello members....We are setting the stage for another beautiful, informative, interesting, inspiring show of “ART IN BLOOM”, our guild’s show on Saturday, March 16, at Colony Recreation Center. We gear up all year for this to show our friends, neighbors and the general public who we are and what we create and how we create it. Men and women often join the guild that day because of the remarkable demonstrations they watch and talking to the artists who exhibit their work. The bonus for all of us is building “good glue” between members...working together for the common good!

Here’s how you can help:

- Reserve a table or two at the low cost of \$10 per table and share your talent that day.... See Paula at the February meeting for entry information.
- Contribute to one or more of our Raffle Baskets! Stop by the Jubilee table to talk to Pam and Paula and sign up!

So far we have \$135 toward our goal of \$200 for the money tree!

We have created the beginnings of other themed baskets and we thank you for your questions and generous help! Think of asking your hair stylist/nail tech/ landscaping service for a gift certificate to donate.

- Jane Bowman has sign up sheets for volunteers to help that day greeting our guests/selling raffle tickets and more ways to help.
- Bonnie Bishop again will photograph the show and we welcome your pictures also to share and tell our story on Facebook after the show...see Bonnie to co-ordinate photos.
- Flyers will available (thank you Angie Fox and Peter Kushner!) for you to publicize the event.

- Tempe Garriott will again be our Hospitality Chair in our break room...thank you! Members can you bring snacks or sweets to share? Pre-order a low cost lunch. Water, coffee, tea will be available.
- A BIG thank you to our demonstrators who will each present a 45 minute program....Meg Hay, Peter Kushner, Mary Tougas, Diane Dumas and Dennis Kaminski (DK Art Supply)!!!!

From the bottom of my grateful heart, Paula Buttel

## Library – Lynn Locke

We started off the new calendar year with many of you taking advantage of our library. It is a great resource for you to learn from and enhance your colored pencil painting skills.

I would like to remind all of you to take a look at the books we have in our inventory which is included in the newsletter. There is a brief description of each book to help you decide if this is the book for you. And please remember that we do maintain a wait list. If you see a book in inventory but do not see it on the library table during the monthly guild meetings, please see the librarian at the monthly meeting or email Lynn Locke to ensure you get on the wait list.

Book of the Month Review: “Painting Light with Colored Pencil” by Cecile Baird. This is a great book that discusses how to capture the qualities and textures of light. Light is essential when artists wish to build a sense of perspective and plays a decisive role in the composition and structuring of the painting. Light and shadowing lend a painting depth. Some of the key questions you should ask yourself are, where is the light source? Is there a good contrast, are the lights and darks close to each other especially in the point of interest? Do you have light, middle and dark values and are the values correct?

Capturing light is one of painting’s most common quests no matter what your medium of choice is. Cecile Baird provides 20 easy step-by-step demonstrations that show you how to create beautiful luminescent paintings with colored pencil on a wide variety of subjects, such as fruit, flowers, water, and glass. She uses a simple burnishing technique to achieve a light-filled painting.

For an updated list of books in our library, please go to the CPPG website. Click on Resource. Then click on Library.

For any questions or further information, please call, text or email Lynn Locke, our librarian, at 203-623-6370 or [lynnlocke54@gmail.com](mailto:lynnlocke54@gmail.com).

## Membership Booklet –Rita Marsh

The CPPG Membership Booklets are Here! We were excited to hand out the 2023-2024 Membership Booklet at the January general meeting. If you were unable to attend, Rita Marsh will have the booklets available for pick-up at most of the Recreation Center Workshops, and again at the February general meeting. For those of you unable to pick up your booklet we will

mail them to you in March. We are trying to personally hand out as many as possible to avoid mailing costs.

In September we will distribute updated sheets which you can insert into your booklet listing new members since November 2023. If you have any changes in your address, email, or phone number contact Angie Fox at [angiefox10@centurylink.net](mailto:angiefox10@centurylink.net); those changes will be listed in the hand-out as well.

### **Corrections in the booklet:**

- Page 5 – Please change the date of the Lake Okahumpka Workshop it should read: 3 rd Friday of the Month 1:00 p.m. – 3:00 p.m. The Okahumpka Recreation Center changed our meeting day from the 2 nd Friday to the 3 rd Friday.
- Page 9 – “Submit Artwork” times are wrong – each day should read:  
February 3, 2024 7:30 a.m. to 8:30 a.m.  
May 4, 2024 7:30 a.m. to 8:30 a.m.  
August 4, 2024 7:30 a.m. to 8:30 a.m.  
November 3, 2024 7:30 a.m. to 8:30 a.m.

### Programs – Pat Buckert



Happy Valentines Day! We Love our colored pencil art!

You won't want to miss this month's program! Dennis Kaminski from DK Art Supply will be showing us many different types of paper used in colored pencil art. He will bring with him a variety of paper for you to try out. Everyone will get a sample of the papers he will be discussing.

Please bring with you a colored pencil or two to use on your samples. (if you have multiple brands of pencils bring one of each, in the same color family to see how each reacts to the different papers).

As you know Dennis always has a surprise up his sleeve that you REALLY don't want to miss. Hope to see you all there for very informative demonstration.

In March we will have Frank Zampardi who will be demonstrating how to paint folds with colored pencils. More information will be given later.

### Scholarships – Mattea Truppe -Raffle for Cynthia Knox painting

The beautiful Cynthia Knox painting will be raffled off on March 16th. Our members still have the opportunity to purchase raffle tickets at \$2.00 each or 3 for \$5.00. The tickets will be sold at the Jubilee for \$5.00 each!

## Social at Chatham Rec Center – Ronald Jank

We have firm dates for Get To Know Color Pencil Art. They are Thursday, Feb 8, 2024 at 9am, Tuesday Feb 27 at 9 am and Thursday, Mar 14 at 9 am and Tuesday, March 26 at 9 am. Pat Garske will be helping also. I plan on having a small display of colored pencils, both wax based, oil based and of course watercolor pencils also. Plus other items that are used. Just intro stuff and of course a big smile.

If there is anything else that we should have, please suggest it. Ideas are welcomed as I and Pat want to get those in the far North end of the Villages who are maybe looking for some way to express themselves.

## Workshops

### Everglades – Mattea Truppe

We meet on the third Thursday of each month from 1:00 – 3:00 pm. Our next meeting is February 15th. We will have a lively discussion about our general meeting with Dennis Kaminski, as we create our own paintings.

### Rohan Victoria Peterson

February 21st is our Rohan workshop with critiques by Doree. Join us from 9:30 to 11:30. Bring your own projects to work on and learn from all those who attend.

### Lake Okahumpka - Meg Hay/Peter Kushner

We look forward to seeing you on March 15 from 1 to 3 pm at Lake Okahumpka Recreation Center for our next Colored Pencil Painters workshop. Unfortunately, we can't meet in February as another group booked the room prior to our contract.

Please bring a table cover and, if you want to sit outside, a seat cushion is suggested.

### Laurel Manor

Laurel Manor meets on the 1st and 3rd Mondays of each month at 9:00- 11:30 am. Come down and work on your painting, meet up with your fellow artists, and see what the special project is on February 19th.


### Lake Miona

Lake Miona meets on the 4th Wednesday of the month 9:30 – 11:30. We have the ultra beginner's group starting in the back of the room with Barbara Perron. It's a great workshop to bring a friend who wants to


find out about colored pencils. The next time we meet is on February 28th.



Featured Artist – Bonnie Bishop—



I graduated with the owner's brother. She had commissioned me to do a portrait of her husband who past away. I did that portrait in graphite. It was used for display at the funeral. It is a colored pencil of her dog.




The bulldog with the tattooed muscular man was done as a commission for a friend's daughter in Minnesota. The tattoos were quite challenging as well as the matching shirts!






This is a colored pencil I did on black paper. It was done in a class that I took from Frank Zampardi. We were to do a face and show the light and shadows. I had attempted frontal views of a face and copped out! Just could not get the right look. So I did a back view which took me about 4 hours to finish. It was most fun! Loved it!
















This is a colored pencil commission that I did for a Villager who asked me to do for her son. It is his beloved one eyed dog!

## Calendar – Mattea Truppe

DATE	PLACE	TEAM LEAD
February 02, Friday 10:00 a.m.	Bridgeport Rec Center Planning Meeting	All team leads & Officers
February 5, Monday 9:00 a.m.	Laurel Manor Rec Center Workshop	Pat Buckert and Jane Stankewicz
February 8, Thursday 9:00 am	Get to know color pencil art - Social at Chatham Rec Center	Ron Jank and Pat Garske
February 14, Wednesday 9:00 a.m.	La Hacienda Rec Center Monthly Meeting	all Members
February 15, Thursday 1:00 p.m.	Everglades Rec Center Workshop	Mattea Truppe
February 16, Friday 1:00 pm	Lake Okahumpka Rec Center Workshop	Meg Hay and Peter Kushner
February 19, Monday 9:00 a.m.	Laurel Manor Rec Center Workshop	Pat Buckert and Jane Stankewicz
February 21, Wednesday 9:30 am	Rohan Rec Center Workshop	Victoria Peterson
February 27, Tuesday 9:00 am	Get to know color pencil art - Social at Chatham Rec Center	Ron Jank and Pat Garske
February 28, Wednesday 9:30 a.m.	Lake Miona Rec Center	Barbara Perron and Mary Tougas
<b>WORKSHOP &amp; INTRO TO COLORED PENCIL PAINTING</b>		
To Be Announced	Meetings for Jubilee	Different Jubilee Teams

## Executive Board

President	Mattea Truppe	<a href="mailto:truppemat@gmail.com">truppemat@gmail.com</a>	(201) 410-1376
Vice President	Paula Buttell	<a href="mailto:pbuttell@sbcglobal.net">pbuttell@sbcglobal.net</a>	(708) 935-8884
Treasurer	Andrea Leopold	<a href="mailto:58andleo@gmail.com">58andleo@gmail.com</a>	(317) 903-8879
Secretary	Margaret (Meg) Hay	<a href="mailto:hay4@sbcglobal.net">hay4@sbcglobal.net</a>	(317) 529-6575
Past President	Mary Tougas	<a href="mailto:tougasfm@gmail.com">tougasfm@gmail.com</a>	(507) 381-3328
Past President	Diane Dumas	<a href="mailto:ddumas100@comcast.net">ddumas100@comcast.net</a>	(508) 851-4811
Past President	Renee Conboy	<a href="mailto:reneeconboy@gmail.com">reneeconboy@gmail.com</a>	(352) 259-3801

Last page Services & Classes provided by Members –  
open to all Members

### Education

#### The Enrichment Academy – Diane Dumas

##### Colored Pencil 1 and Colored Pencil 2

Enrichment Academy

Taught by Diane Dumas and Peter Kushner. All classes are held on Tuesdays at the Eisenhower Recreation Center from 1:00-3:30. Cost for each class is \$100 for residents. There will be an additional fee of \$15 payable at the first class to cover the cost of the instructional manual. Catalogs are available in the Recreation Centers and Registration is available at regional recreation centers and online.

##### **Next Semester**

Catalog for next semester March 20, 2024

Enrichment Academy Expo March 22, 2024

Registration starts March 25, 2024 at 8:30 AM

**Classes sell out quickly, so register early.**

**Classes for CP1 and CP2 are scheduled starting in April 2024**


**Colored Pencil 3 classes are scheduled for April 2024 and will be taught by Meg Hay and Pat Buckert.**

# The Village Art Center -Diane Dumas

## Paint Your Own Portrait with Janelle Johnson

Villages Art Center

- April 16, 17, 18
- Only 12 seats for this class
- Fee: \$280 payable to Wanda Boyd, plus \$25 supply fee payable directly to the artist on the first day of the workshop.
- Everyone will be working on their own portrait.
- Go to [www.villageartworkshops](http://www.villageartworkshops) for more information and for registration



## Other Related Art Courses Being Offered

- There are a number of other excellent courses being offered at both the Enrichment Academy and The Village Art Center that will help you develop your artistic skills.
  - **Fundamentals of Drawing**
    - Taught by Peter Kushner and Mary Tougas
    - April at the Enrichment Academy
    - Registration starts on March 25 and will be in the spring catalog
  - **Dynamic Composition**
    - Taught by Frank Zampardi
    - 2/2, 2/9, 2/16, 2/23, 3/8, 3/15, 3/22 at the Village Art Center
    - \$149 Payable to Frank Zampardi 1630 Gibbes Way, The Villages FL 32162