



CPPG COLORED PENCIL POINTS

President's Message



My dear fellow artists,

Welcome to our 12th year as the Colored Pencil Painters Guild!

First, I would like to sincerely express my gratitude for the exceptional work of Mary Tougas as our past president. Mary, Diane Dumas, Renee Conboy, Amy Otilige and Helen Gromadzki, all are our past presidents and deserve our thanks for the dedication, commitment and the growth of this guild.

If not for all of you as members of the guild, we would not exist. You are all valued members of the team. I truly appreciate all that we have accomplished.

Do you have an idea for a program at our general meetings?

Want to learn a new technique or teach one?

Which workshop do you attend? Why?

Have you hung one of your paintings at Rohan or Laurel Manor?

Have you entered in a judged show yet?

Have an idea for a bus trip?

What team are you on?

May you take your colored pencils to the next level, push your boundaries, realize your dreams, rediscover your inner strength and paint with passion.

Sincerely,

Mattea Truppe truppemat@gmail.com

Committee Volunteer Information

A Team Volunteer spreadsheet will be sent to all members via email prior to our general meeting on September 13th at La Hacienda Rec Center. There will be the name of the teams, team member, and phone number. Please check that your name and phone number are correct and on the proper team.

If you have decided to be on additional teams or the information is not correct please let Mattea Truppe know truppemat@gmail.com.

Thank you in advance for all that you do.

Sincerely, Mattea Truppe

Do You Know

How to set up your “Workspace” before creating your painting!

An Artist sets up the workspace before beginning to create their artwork.

It is similar to the Chef in the kitchen = get all of your tools for cooking to be place near the bowl, mixer, ingredients, measuring spoons, etc must all be within your reach as you prepare the mixture for cooking. So, the Artist must do the same procedure.

The Cook does not take out only 1 spoon to begin cooking and then get more utensils, ingredients as the Cook goes along!!! YET - I will see people using just 1 pencil to begin their work instead of setting out ALL of the necessary colored pencils, eraser, sharpener, cloth, etc. How you set up your Workspace is an important beginning step to get yourself ready and focused on how you will create the painting. Building the layer of colors, deciding if the values are correct or changes need to be made, means you must be “ready” to grab different pencils, add light and dark pencils as you work during the creation of the painting. Therefore, you must have ALL tools near your paper and ready to be used as you create.

Here is how to begin to set up your workspace properly:

- 1.) Place the paper onto the Plexiglass sheet. No tape is necessary (or use white only)
- 2.) Choose All of the colors of colored pencils for the area you are beginning to work in.
- 3.) Arrange these colored pencils from light to dark, then include White + Indigo Blue.
(This order will allow you to begin with the light layer and work to the darker layers)
- 4.) Place a Sharpener near paper, a Cloth to wipe the pencil, a Brush to sweep the area.
- 5.) Place the Eraser near the paper and the reference photos close to be easily seen.
- 5.) Use an Ott Light to see your blending and pressure and even coverage of layers.
- 6.) Any other tools needed - Q tips, Solvent, and all of your colored pencils nearby.

An oil painter will use a “Palette” which is an oval board where the colored paints are placed so that the painter can mix with the brush, using white or black to create values.

As a Colored Pencil Painter, you are “painting” with colored pencils because of the layering of the colors to create values, shades, and hues of color. Therefore, you should place all of the selected colored pencils in a row, near your paper, in order of light to dark. This is your “Palette” - you layer each pencil as you choose, deciding which color is correct or remove a pencil if it is not correct. This Palette of colored pencils near your paper, could be the Palette only for a particular small area of your painting. Then for another area, you may need a totally “different color Palette” as color areas change.

Sometimes I will have the White Colored Pencil and the Indigo colored pencil near my paper so I can “add” these when I want to change the light to dark value. The “darkest” colored pencil usually is the Indigo Blue, but could also be Dark Green, or Tuscan Red.

Also, I would get as many reference photos as possible before I begin my painting. One picture is not enough to get the range of values of light/dark colors. You should try to have multiple photos of the same subject to really study the color /light values, and to convey the accuracy of shape and space.

It is important “be in the Zone” before you create a painting. Setting up your workspace, gives your mind the time to think about your painting, to reflect on the colors, and what parts of the image you want to begin withit is this process to set up your workspace that allows the Artist to focus on the creation of the painting.

New Members and Dues

New Members

We had 3 new members at our August meeting and 1 returning member. Please welcome

MaryAnn DeSantis – Village of Palo Alto

Michael Reich – Buttonwood

Sheri Trumbull – El Cortez

Diane Penci – Country Club Hills

Membership Renewals

Membership renewals for 2023-2024 are continuing. You must complete a 2023-2024 [renewal form](#) to send with your \$15 check (payable to CPPG) to Mary Rembach, 932 Ramos Drive, The Villages, FL 32159. Renewal forms are also available at workshops or at the regular meetings held at La Hacienda Recreation Center on the 2nd Wednesday of the month. Meetings begin at 9:30 with social time beginning at 9:00.

Your dues must be paid by September 30, 2023, for membership starting October 1, 2023, through September 30, 2024.

NOTE: If you are a new member who joined AFTER March 31, 2023, you are not required to pay dues for the coming year, i.e. 10/1/2023-9/30/24. Your renewal will be due next year starting in April 2024 for the 2024-2025 year.

Please print clearly so we don't have to contact you for clarification. Most important is a legible email address and phone number.

Any questions should be directed to Mary Rembach at 518-573-5855 or omimom@fairpoint.net.

Application for Membership

To join our guild please download the [membership application here](#). Print, complete and send to Mary Rembach, 932 Ramos Drive, The Villages, FL 32159 with your check for \$15 payable to CPPG. Applications are also available at workshops or at our regular meetings. (See when and where under Membership Renewals)

Membership Booklet

Rita Marsh is diligently working on our Membership Booklet.

Have you sent in your photograph to her at cppgmemberphoto@gmail.com?

We have 220 members and only 92 photos as of August 21st. We will continue to take photos at the general meeting on September 13th.

Programs

September Program



No official program this month. An absence of a program does not mean an absence of fun.


This month is The Colored Pencil Painters Guild Anniversary and the installation of our new officers:

President: Mattea Truppe

Vice-President: Paula Buttel

Treasurer: Andrea Leopold

Secretary: Meg Hay



Come for the celebration and learn about our upcoming programs.

October Holiday Cards

Meg Hay will bring a finished copy of the holiday card we will be working on in October. Next month's newsletter will have all the particulars that is what to bring to October meeting.

Also, Victoria Peterson will talk a little about Emerging Artist in November.

Library

Please stop by the library table at the next Colored Pencil Painters Guild meeting... we have new colored pencil books!

For those of you who have some experience with colored pencils, we have a book that illustrates how to use color theory to your advantage in creating interesting effects.

Whether you are a beginner or experienced, 101 Textures in Colored Pencil is a great book showing practical step-by-step drawing instruction for drawing a variety of the most common textures and surfaces.

And if you are new to colored pencil, The Art of Colored Pencil Drawing is a great easy-to-follow step-by-step book for completing 27 projects.

For an updated list of books in our library, please go to the CPPG website. Click on Resource. Then click on Library.

For any questions or further information, please call or email Lynn Locke, our librarian, at 203-623-6370 or lynnlocke54@gmail.com.

Thank you!

Lynn Locke

Laurel Manor Workshop

Laurel Manor's open workshop is held on the 1st and 3rd Monday of the Month, from 9:00 am – 11:30 am. You will enjoy spacious, well-lit room with plenty of space to spread out and work on your colored pencil projects. There is always a CPPG artist available to help you, should you need it.

On the 3rd Monday of each month, we will try to have a short demo by one of our members. It is always something interesting to learn or be refreshed on.

ATTENTION: LAUREL MANOR PICTURE HANGING

On September 4th from 9:30 to 11:00 we will be accepting your pictures to be displayed on the wall in the art room. These will be displayed from September 4th through December 29th. Please bring in one or two of your paintings and show your beautiful work.

Please see our website: pencilpainters.com for Exhibit rules. Submit your completed registration form and display card (which can be printed from the website) There is no fee for this exhibit and no awards.

Everglades Workshop

On the 3rd Thursday of each month from 1:00 - 3:00 we gather at the Everglades Rec Center, 5497 Marsh Bend Trail. Our August meeting had 8 people in attendance, including 1 new walk-ins. Our seasoned artists were welcoming, busy working on their own projects and enjoying each other's company.

Come join us on September 21st, bring a friend.

Changeover of hanging art work Laurel Manner Workshop

September 4th is the day we will be hanging your artwork at Laurel Manor.

If you have something you would like to display, please read the exhibit rules on our website (pencilpainters.com) for Laurel Manor. Complete the form and bring it along with your artwork to Laurel Manor on September 4th from 9:30 a.m.-11:00 a.m.

Your work will be displayed until December 29th (pick up day). If you have questions, feel free to contact Pat Buckert 269-217-6161.

Lake Miona Recreation Center Workshop & Introduction To Colored Pencil

The Lake Miona Recreation Center will be closed for the month of September. The workshop and Introduction to colored Pencil will be held at the Everglades Rec Center.

The workshop offers an opportunity for Colored Pencil artists to bring their project to work on in a friendly environment. Experienced artists are there to offer help and advice. Also offered is a hands-on Introduction to Colored Pencil for those interested in experiencing what is involved in creating art with Colored Pencil as their medium. Paper and pencils are supplied and there is no charge. Come give it a try!

Rohan Workshop

September 20th from 9:30-11:30 we will meet at Rohan workshop. All levels welcome. Bring your current project. We will socialize and share techniques.

Victoria

The Village Art Center

Janelle Johnson Workshop

Back by popular demand, Janelle is coming to the Village Art Center on October 23 and 25, 2023 to teach her Parrot in Paradise project. Skipping a day between sessions will allow you to work on the project at home between classes.



Like last year's class, Janelle provides options for paper choices and what medium to use on the background. While she does offer the option of using various other mediums, she provides details on her posted supply list where the entire project can be done in Prismacolor Colored Pencils.

The class fee is \$186 and registration and additional details for the class are available at www.villageartworkshops.com. Please note that the class is intended for intermediate and advanced colored pencil artists.

Enrichment Academy

Diane Dumas and Peter Kushner are teaching Colored Pencil Level 1 and Colored Pencil Level 2 through the Enrichment Academy. All classes are held on Tuesdays at the Eisenhower Recreation Center from 1:00-3:30. The cost for each class is \$100 for residents. There will be an additional fee of \$15 payable at the first class to cover the cost of the instructional manual.

The next Colored Pencil 1 class will start in mid-October and Colored Pencil 2 will start early January. The exact dates will be announced in the new catalog that will come out on September 13. Registration will start September 18 at 8:30 AM online and in recreation centers. As Colored Pencil 1 fills quickly, to be sure you get in, please plan to register early on September 18.

Food Drive

At our Monthly Meeting Starting in October, we begin our collection of food for the Food Pantry which serves the local area. In the past we have donated food and cash, which has been greatly appreciated. We all know the cost of food has skyrocketed and the need increased. So, if you can, please donate non-perishable food or a check payable to the Food Pantry at our Monthly Meetings in October, November, and December.



Thank you so much for your generosity! We are so Blessed!

Featured Artist – Catherine Cote

I grew interested in pencils in general in 2016 right after a trip in the Fall that my husband and I took from Paris to London (by Riverboat and then under that huge Channel tunnel). We visited the museums of both Monet and Manet on our trip. In Paris I decided to buy something to keep me busy while I was on the riverboat or on the bus, and I found some pencils and a coloring book with Monet and Manet art. I began to draw...and shade, and it was fun.



When I returned to The Villages that November, I heard about CPPG and attended my first meeting. I quickly entered Pencil 1 given by (was it Jan back then?) and have taken several other classes from various teachers from here, like Sandra, Rudy, and Frank, to others from out of town. It's all fun.

The funny part is that I've never felt like I was any kind of artist. My mom taught art, but I've never even taken an art class before joining CPPG. I've been on a steep learning curve. Wish I had more time to spend on this beautiful, restful, and enjoyable hobby. Maybe someday.

But for now, I cherish mostly the friendships I am making through this Guild and the classes I am sometimes able to schedule. It's fun to learn, and even more fun to learn about others traveling this path. All interesting. And if anyone in the Guild is not making friends, just take a class and ask for suggestions. Oh my! You'll get ideas from everyone and make new friends at the same time.







Calendar

Planning Meetings begin at 10:00 a.m. at Bridgeport Recreation Center on the first Friday of each month. All committee leaders are Invited and Welcome.

The General Monthly Meetings are on the second Wednesday of each month at La Hacienda Recreation Center. Monthly meetings begin at 9:00 a.m. for social time with the business meeting and program beginning at 9:30 a.m.

Workshops - Laurel Manor Workshops are on the first and third Monday of each month at 9:00 a.m. Rohan Regional Rec Center Workshops are on the third Wednesday of each month at 9:30 a.m. Everglades Workshops are on the third Thursday of the month at 1:00 p.m. Lake Miona Workshops are on the fourth Wednesday of each month at 9:30 a.m.

CPPG Calendar for 2023

SEPTEMBER 2023

Lake Miona Rec Center will be closed for the month of September Starting on September 5th.

September 1, 2023 10:00 a.m. **Bridgeport** Rec Center Planning Meeting

September 2, 2023 7:30 a.m. **Judged Show** at Lake Miona Rec Center

September 3, 2023 1:00 p.m. to 3:00 **Judged Show reception** at Lake Miona Rec Center

September 4, 2023 9:00 a.m. **Laurel Manor** Rec Center Workshop – Pat Buckert and Jane Stankewicz

September 13, 2023 9:30 a.m. **Monthly Meeting** in the La Hacienda Rec Center

September 18, 9:00 a.m. Laurel Manor Rec Center Workshop – Pat Buckert and Jane Stankewicz

September 20, 2023 9:30 a.m. **Rohan** Rec Center Workshop – Victoria Peterson

September 21, 2023 1:00 p.m. **Everglades** Rec Center Workshop – Mattea Truppe

September 26, 2023 9:30 a.m. **Workshop & Introduction** to Colored Pencil Painting at **Everglades** Rec Center – Mary Tougas and Barbara Peron

Executive Board

President	Mattea Truppe	truppemat@gmail.com	(201) 410-1376
Vice President	Paula Buttell	pbuttell@sbcglobal.net	(708) 935-8884
Treasurer	Andrea Leopold	58andleo@gmail.com	(317) 903-8879
Secretary	Margaret (Meg) Hay	hay4@sbcglobal.net	(317) 529-6575
Past President	Mary Tougas	tougasfm@gmail.com	(507) 381-3328
Past President	Diane Dumas	ddumas100@comcast.net	(508) 851-4811
Past President	Renee Conboy	reneeconboy@gmail.com	(352) 259-3801