



CPPG COLORED PENCIL POINTS



President's Message

The hot and rainy season is definitely here, and brings us inside to have fun with our pencils! We have time to create our next artwork for the September Judged Show.

I was reading a book on compositions and read an interesting idea I want to share with you. I like to have reference material to work from when I am coloring. If I want to draw a fish, I need a picture of a fish to look at. I also find, when taking pictures to use, the perfect composition doesn't always present itself. The book recommended having a library of pictures to refer to when needed. How about having your own library of pictures of sky and clouds, trees, landscapes, flowers, buildings, rivers or ponds.... the list is endless. Next time you are

creating a landscape and need a different sky, you can go to your library of sky pictures. Making a composition from your library would also be interesting. We all have phones with cameras handy, so start taking pictures. Don't forget to crop, enlarge, eliminate, and add to your reference photo.

The sky is blue and the clouds are puffy, so I am heading outside for some library building.

Do You Know

Did you know that one does not need a colored pencil for every color or hue? For example, when working with greens one does not always have the rich dark green one would like for deep shadows. To create the illusion of three dimension on a two-dimensional surface (aka the paper) a painter should have at least four or maybe even five values of the base color. That is, one would need a light, medium, dark and “low dark”. A low dark is a very dark value of the basic color of the object. A fifth value is a high light which is a very light value. The five values of painting are labeled as: highlight, light, medium, dark, and low dark.

For this article I am going to concentrate on creating that low dark needed to make a painting “pop” Most CP artists “fish around” is their stash of pencils trying to find a pencil for each value. Often the low dark is not available. For example, a rich, midnight like, dark green, is not available in most colored pencils. When this happens, the artist can create the very dark value using the complement of the base color.

Oh my, what is a complement? Red, Blue, and Yellow are primary colors. Mix two together and it creates the complement of the remaining primary. For example, mixing blue and yellow creates green which is the complement of red. Mix Red and Blue, and it creates Purple which is the complement of Yellow. And finally, when mixing Red and Yellow it creates Orange which is the complement of Blue. But that’s too much to carry around in one’s brain.

Here is a good way to remember complements. Red and green are Christmas colors. Yellow and Purple are Springtime colors. And Orange and Blue are autumn colors. Think of how pretty the fall New England orange foliage looks against a bright blue sky. So just think Christmas colors, spring colors, and Fall colors to remember basic complementary colors.


But what does this have to do with creating “low darks”?

Check this out:



Four values of blue, light, medium and dark and low dark.

The low dark was created with layers of dark blue, orange (the complement of blue), and then dark blue again.



Four values of green, light, medium dark and low dark.

The low dark green was created by layering dark green, red (the complement of green) and dark green again.



The dark blue stripes on the blue jay feather were done with a red pencil overlayed with the dark blue.

Some darks were created with medium green layered with red then green. The deep darks (under the furthest back leaf) were layered with dark green, dark red (Tuscan) and then dark green again.



New Members and Dues

New Members

We are delighted to welcome the following new member -

Thomas Sullivan – 6/14/23 – Sunbury of Glenbrook

Membership Renewals

Membership renewals began in April. You must complete a 2023-2024 renewal form Link [here](#)

to send with your \$15 check (payable to CPPG) to Mary Rembach, 932 Ramos Drive, The Villages, FL 32159. Renewal forms are also available at workshops or at the regular meetings held at La Hacienda Recreation Center on the 2nd Wednesday of the month. Meetings begin at 9:30 with social time beginning at 9:00.

Your dues must be paid by September 30, 2023, for membership starting October 1, 2023 through September 30, 2024.

Please print clearly so we don't have to contact you for clarification. Most important is a legible email address and phone number.

Any questions should be directed to Mary Rembach at 518-573-5855 or omimom@fairpoint.net.

Application for Membership

To join our guild please download the membership application here [link](#). Print, complete and send to Mary Rembach, 932 Ramos Drive, The Villages, FL 32159 with your check for \$15 payable to CPPG. Applications are also available at workshops or at our regular meetings. (See when and where under Membership Renewals)

Programs

★ ★ **No July Meeting** ★ ★

Election of Officers at June Meeting

Congratulations to the following members who have been elected as 2024 and 2025 CPPG officers:

President – Mattea Truppe

Vice President – Paula Buttell

Treasurer – Andrea Leopold

Secretary – Meg Hay

The installation of Officers will be held at our September 13th Monthly Meeting. Come join us as we welcome our new Officers and thank our current officers for their service.

Library

Our library continues to be busy with lending out our great books. We have noticed that there is a need for more colored pencil and watercolor pencil books. We are exploring ways to secure more colored pencil and watercolor pencil books in our inventory.

Here is where you come in! Please either email or text me what colored pencil or watercolor pencil books you own and why they are valuable to you. Please include the name of the book and author. This will enable us to have a better idea of what books to include in our library. Thank you in advance.

For an updated list of books in our library, please go to the CPPG website. Click on Resource. Then click on Library. If you see a book on the list but find it is not on the library table when you attend the monthly meetings, please bring it to my attention and I will ensure you get on a wait list.

For any questions or further information, please call or email Lynn Locke, our librarian, at 203-623-6370 or lynnlocke54@gmail.com.

Thank You!

Laurel Manor Workshop

Laurel Manor's open workshop is held on the 1st and 3rd Monday of the Month, from 9:00 am – 11:30 am. You will enjoy spacious, well-lit room with plenty of space to spread out and work on your colored pencil projects. There is always a CPPG artist available to help you, should you need it.

On the 3rd Monday of each month there is a short demo by one of our members. It is always something interesting to learn or be refreshed on. This month's demo TBA.

If you have questions about the Laurel Manor Workshop please feel free to call me: 269-217-6161 or send me a text.

Please join us, we look forward to seeing you there.

Lake Miona Workshop

LAKE MIONA RECREATION CENTER WORKSHOP & INTRODUCTION TO COLORED PENCIL

The workshop at Lake Miona Recreation Center offers an opportunity for Colored Pencil artist to bring their project to work on in a friendly environment. Experienced artist are there to offer help and advice. Also offered is a hands on Introduction to Colored Pencil for those interested in experiencing what is involved in creating art with Colored Pencil as their medium. Paper and pencils are supplied and there is no charge. Come give it a try!

Rohan Workshop

Bring your current project to Rohan on July 19 th at 9:30 and share ideas with others. All levels welcome. Victoria.

Everglades Workshop

On the 3rd Thursday of each month from 1:00 - 3:00 we gather at the Everglades Rec Center, 5497 Marsh Bend Trail. Our June meeting had 13 people in attendance, including 3 new walk ins, my neighbor, her visiting daughter and granddaughter. Our seasoned artists were welcoming, busy working on their own projects and enjoying each other's company.

Come join us on July 20th, bring a friend!

Enrichment Academy Classes

All classes are held on Tuesdays at the Eisenhower Recreation Center from 1:00-3:30. Cost for each class is \$100 for residents. There will be an additional fee of \$15 payable at the first class to cover the cost of the instructional manual.

Colored Pencil 1 – There are still openings for this class 08/01/23 – 08/29/23

The Enrichment Academy catalog is available online and at the Recreation Centers. Classes for the fall and winter will be available for registration in September. Please be sure to tell your friends that have been admiring your artwork about these upcoming classes.

Featured Artist – Mattes Truppe

The first time I saw a colored pencil painting was October 2019 while doing a Life Style tour. As we entered Fenny Recreation Center, I turned into the art gallery. I was immediately drawn to a landscape that I thought was a photograph or painting. On closer inspection of the piece, it was identified as a color pencil painting! I was so impressed!

Several months later there was an article about the Colored Pencil Painter Guild and to contact Diane Dumas the President at the time. It was the Covid era, I joined and attended meetings via Zoom or just a conference phone call.

Since then, I have attended many workshops and classes offered by Ann Kullberg, Mark Menendez, Sandy Philips, Ruth Paul, Barbara Peron, Wanda Boyd, Pat Buckert, Victoria Peterson, Sue Franz, Meg Hay, Peter Kushner, Ellen Miller, Doree Voychick, Frank Zampardi, Bonny Snowdon, St. Augustine's CPSA117 and all of you. Each time we are with each other we share our knowledge, tricks, and tips.


We all are Volunteers in the Guild, enjoying each other.




Watercolor pencil work



Christmas Card 2022



Tigger




Baby Girl



By the Sea



Violet Study on black paper



My Bob



Easter hare

Calendar

Planning Meetings begin at 10:00 a.m. at Bridgeport Recreation Center on the first Friday of each month. All committee leaders are Invited and Welcome.

The General Monthly Meetings are on the second Wednesday of each month at La Hacienda Recreation Center. Monthly meetings begin at 9:00 a.m. for social time with the business meeting and program beginning at 9:30 a.m.

Workshops - Laurel Manor Workshops are on the first and third Monday of each month at 9:00 a.m. Rohan Regional Rec Center Workshops are on the third Wednesday of each month at 9:30 a.m. Everglades Workshops are on the third Thursday of the month at 1:00 p.m. Lake Miona Workshops are on the fourth Wednesday of each month at 9:30 a.m.

CPPG Calendar for 2023

JULY 2023

There is no **Planning Meeting** in the month of July

July 3, 2023 9:00 a.m. **Laurel Manor** Rec Center Workshop – Pat Buckert and Jane Stankewicz

There is no **Monthly Meeting** in the month of July

July 17, 2023 9:00 a.m. **Laurel Manor** Rec Center Workshop – Pat Buckert and Jane Stankewicz

July 19, 2023 9:30 a.m. **Rohan** Rec Center Workshop – Victoria Peterson

July 20, 2023 1:00 p.m. **Everglades** Rec Center Workshop – Mattea Truppe

July 26, 2023 9:30 a.m. Workshop & Introduction to Colored Pencil Painting at Lake Miona Rec Center

Executive Board

President	Mary Tougas	tougasfm@gmail.com	(507) 381-3328
Vice President	Mattea Truppe	truppemat@gmail.com	(201) 410-1376
Treasurer	Pat Buckert	pbuckert@aol.com	(269) 217-6161
Secretary	Jane Bowman	blj4445@hotmail.com	(352) 750-5484
Past President	Renee Conboy	reneeconboy@gmail.com	(352) 259-3801
Past President	Diane Dumas	ddumas100@comcast.net	(508) 851-4811